

Select Project


Reference Project: [Proje 009](#) [Proje 010](#) [Proje 011](#) Choose Other Open

Define Project Devices

Design Units

- ↑
- Building
- AHU
- Chiller
- Boiler
- FCU
- Unit Heater
- VAV
- Heat Exchng
- Fin Tube R.
- Panel
- Controller
- ↓

Site Plan



Structure

Progress

Unit All Units

Step - 1	
Step - 2	
Step - 3	

SOP Review

Generate Drawing

IL, APL, QB and TL








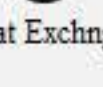


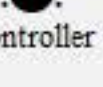
Save

Select Project

Reference Project: [Proje 009](#) [Proje 010](#) [Proje 011](#) [Choose Other](#)

Define Project Devices

Design Units

-  Building
-  AHU
-  Chiller
-  Boiler
-  FCU
-  Unit Heater
-  VAV
-  Heat Exchng
-  Fin Tube R.
-  Panel
-  Controller



Select Project
_ □ ×

New Project

Select Pole

Select Region

Project Name

Project No.

Engineer Name

Lead Name

Reference Project:

Project Name

Project Name

Project Name

Existing Project

Search Projects

	Project Number	Project Name	Rev Number
<input type="radio"/>	Proj 001	abcdefj	5
<input type="radio"/>	Proj 002	lmnopqr	3
<input type="radio"/>	Proj 003	abcdefj	1
<input type="radio"/>	Proj 004	lmnopqr	7


Structure

Progress

Unit All Units

Step - 1	<input type="button" value="□"/>
Step - 2	<input type="button" value="□"/>
Step - 3	<input type="button" value="□"/>

- SOP Review
- Generate Drawing
- IL, APL, QB and TL




Project Name : Proj 001 Change

Reference Project: [Proje 009](#) [Proje 010](#) [Proje 011](#) Choose Other Open





Define Project Devices Design Units

-  Building
-  AHU
-  Chiller
-  Boiler
-  FCU
-  Unit Heater
-  VAV
-  Heat Exchng
-  Fin Tube R.
-  Panel
-  Controller

 Site Plan
 Building 1
 Building 2
 Building 3



Structure Go

-  >  Building 1
-  >  Building 2
-  >  Building 3

Export Expand All

Progress

Unit All Units

Step - 1	✓
Step - 2	25%
Step - 3	0%


- SOP Review
- Generate Drawing
- IL, APL, QB and TL

Save

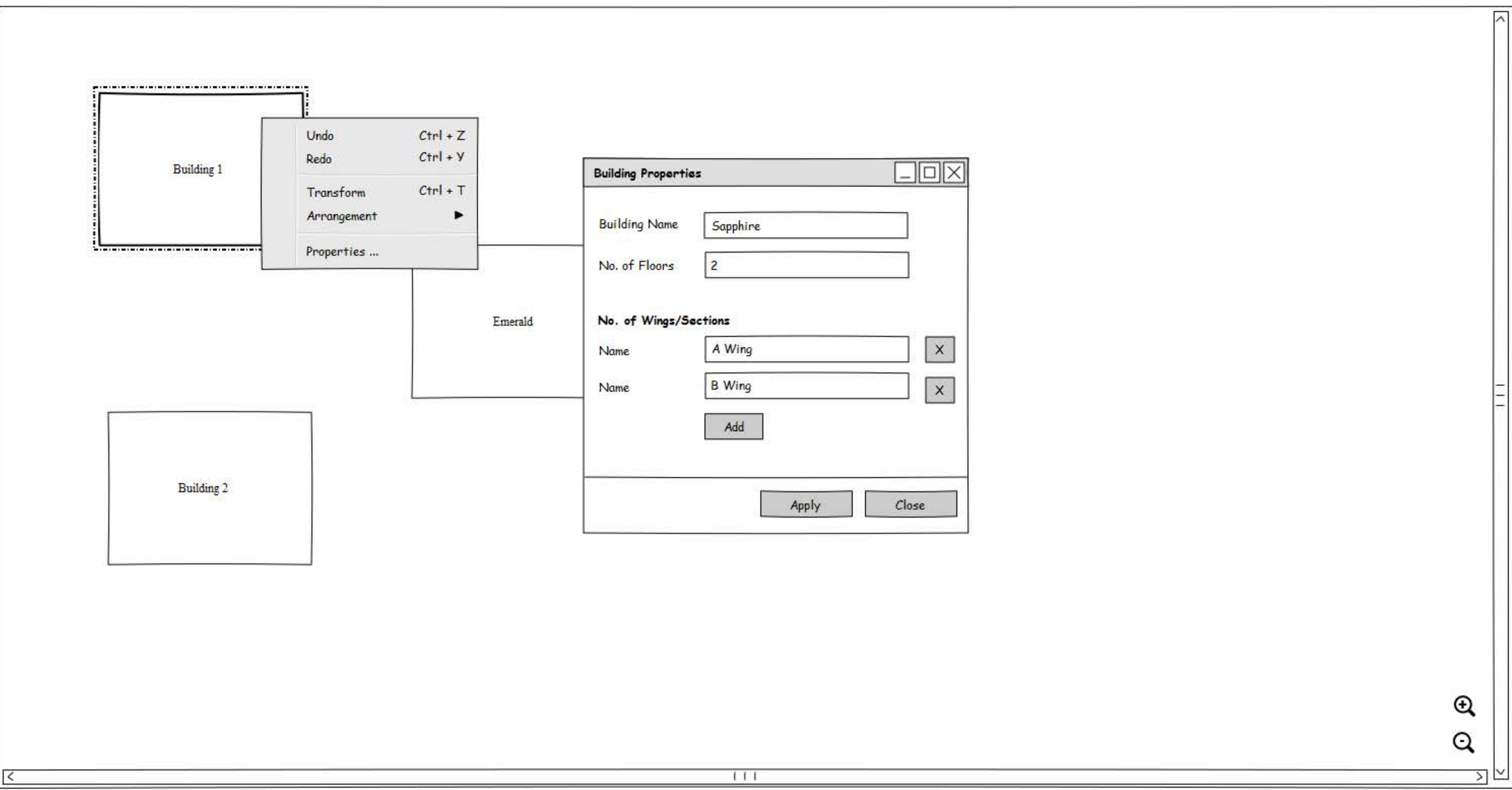
Project Name : Proj 001 Change

Reference Project: [Proje 009](#) [Proje 010](#) [Proje 011](#) Choose Other Open

Define Project Devices Design Units

-  Building
-  AHU
-  Chiller
-  Boiler
-  FCU
-  Unit Heater
-  VAV
-  Heat Exchng
-  Fin Tube R.
-  Panel
-  Controller

 Site Plan
 Building 1
 Building 2
 Building 3






Structure Search Go

-  >  Building 1
-  >  Building 2
-  >  Building 3

Export Expand All

Progress

Unit All Units


Step - 1	
Step - 2	
Step - 3	

- SOP Review
- Generate Drawing
- IL, APL, QB and TL

Project Name : Proj 001 Change

Reference Project: [Proje 009](#) [Proje 010](#) [Proje 011](#) Choose Other Open








Define Project Devices Design Units

-  Building
-  AHU
-  Chiller
-  Boiler
-  FCU
-  Unit Heater
-  VAV
-  Heat Exchng
-  Fin Tube R.
-  Panel
-  Controller

 Site Plan
 Sapphire
 Topaz
 Emerald



Structure Go

-   Sapphire
-   Floor 1
-   Floor 2
-   Topaz
-   Emerald

Export Expand All

Progress

Unit All Units



Step - 1	✓
Step - 2	25%
Step - 3	0%

- SOP Review
- Generate Drawing
- IL, APL, QB and TL

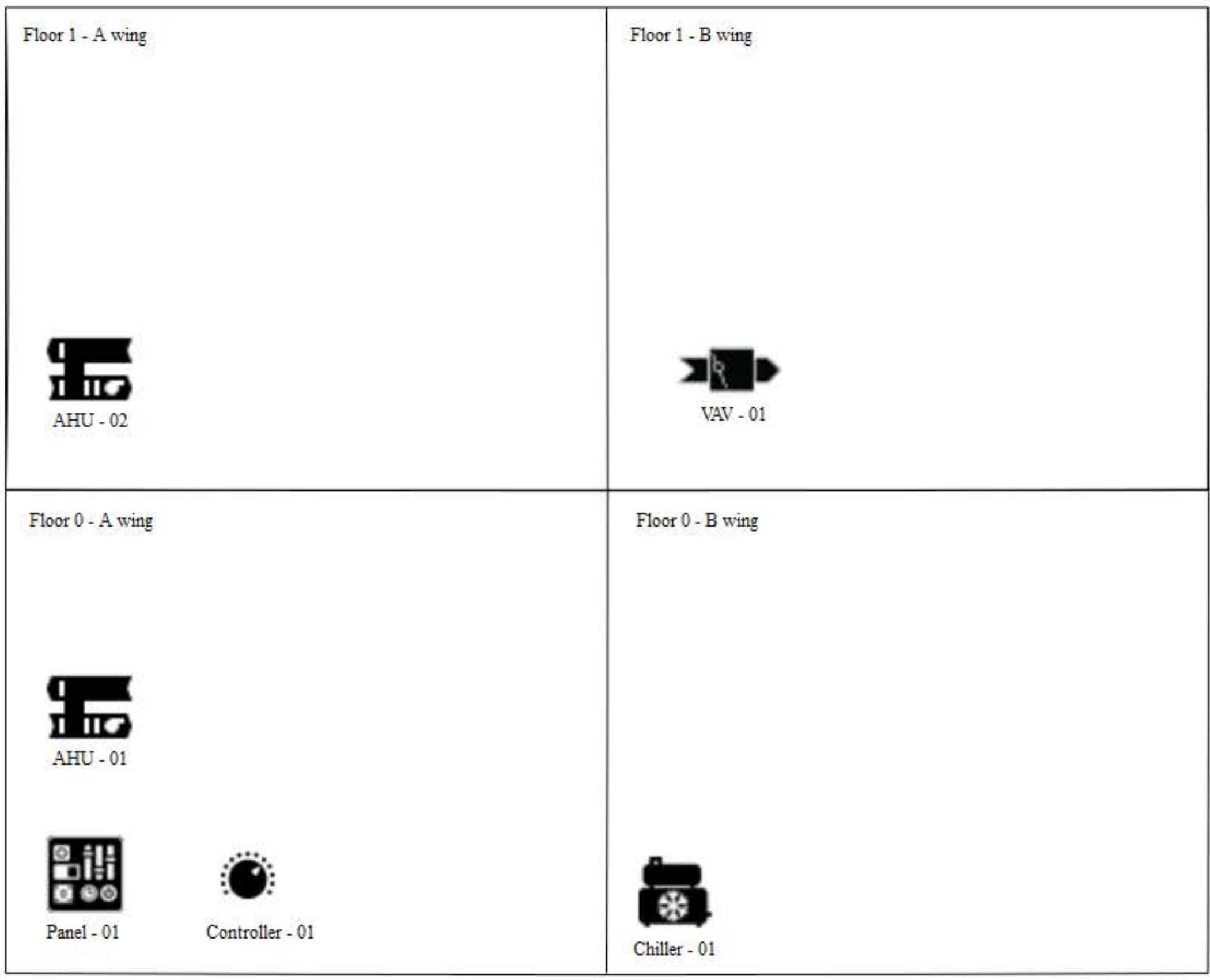
Project Name : Proj 001 Change

Reference Project: [Proje 009](#) [Proje 010](#) [Proje 011](#) Choose Other Open















Define Project Devices Design Units

-  Building
-  AHU
-  Chiller
-  Boiler
-  FCU
-  Unit Heater
-  VAV
-  Heat Exchng
-  Fin Tube R.
-  Panel
-  Controller

 Site Plan
 Sapphire
 Topaz
 Emerald



Structure Go

-   Sapphire
-   Floor 1
-  AHU - 02 Wing A
-  VAV - 01 Wing B
-   Floor 0
-  AHU - 01 Wing A
-  Chiller - 01 Wing B
-   Topaz
-   Emerald

Export Expand All

Progress

Unit All Units

- Step - 1 ✓
- Step - 2 ✓
- Step - 3 25

SOP Review

Generate Drawing

IL, APL, QB and TL

Save

Project Name : Proj 001

Project - Devices and Power Supply

- Building
- AHU
- Chiller
- Boiler
- FCU
- Unit Heater
- VAV
- Heat Exchng
- Fin Tube R.
- Panel
- Controller



Devices Power Supply

Search

Process Variable

Type

Application

Manufacturer

Advance Search ^

Part Number

Coil Rating

Contract Rating

Size/Length

Unit

Range

Display

NEMA Rating

Accuracy

Contact Type

Mounting

Output Signal

Reset Search

Device-Accessories Search Result

	Part Nos	Manufacturer	Process Variable	Type	Application	Characterstics/Output Signal	Accuracy	Range
<input type="checkbox"/>	AHU 1 - A	AHU Unit 1A	Sapphire	2nd floor	Mechanical	Gr. Floor		
<input type="checkbox"/>	AHU 1 - B	AHU Unit 1B	Topaz	3rd floor	Mechanical	3rd Floor		
<input type="checkbox"/>	AHU 1 - B	AHU Unit 1B	Topaz	3rd floor	Mechanical	3rd Floor		

Add

Device - Accessories Assigned to Project

	Part Nos	Manufacturer	Process Variable	Type	Application	Characterstics/Output Signal	Accuracy	Range
<input type="checkbox"/>	AHU 1 - A	AHU Unit 1A	Sapphire	2nd floor	Mechanical	Gr. Floor		
<input type="checkbox"/>	AHU 1 - B	AHU Unit 1B	Topaz	3rd floor	Mechanical	3rd Floor		
<input type="checkbox"/>	AHU 1 - A	AHU Unit 1A	Sapphire	2nd floor	Mechanical	Gr. Floor		
<input type="checkbox"/>	AHU 1 - B	AHU Unit 1B	Topaz	3rd floor	Mechanical	3rd Floor		
<input type="checkbox"/>	AHU 1 - A	AHU Unit 1A	Sapphire	2nd floor	Mechanical	Gr. Floor		
<input type="checkbox"/>	AHU 1 - B	AHU Unit 1B	Topaz	3rd floor	Mechanical	3rd Floor		

Remove

All Devices Assigned

Export to Excel Add a New Device

Save

Structure Search Go

- ▼ Sapphire
- ▼ Floor 1
 - AHU - 02 Wing A
 - VAV - 01 Wing B
- ▼ Floor 0
 - AHU - 01 Wing A
 - Chiller - 01 Wing B
- > Topaz
- > Emerald

Export Expand All

Save

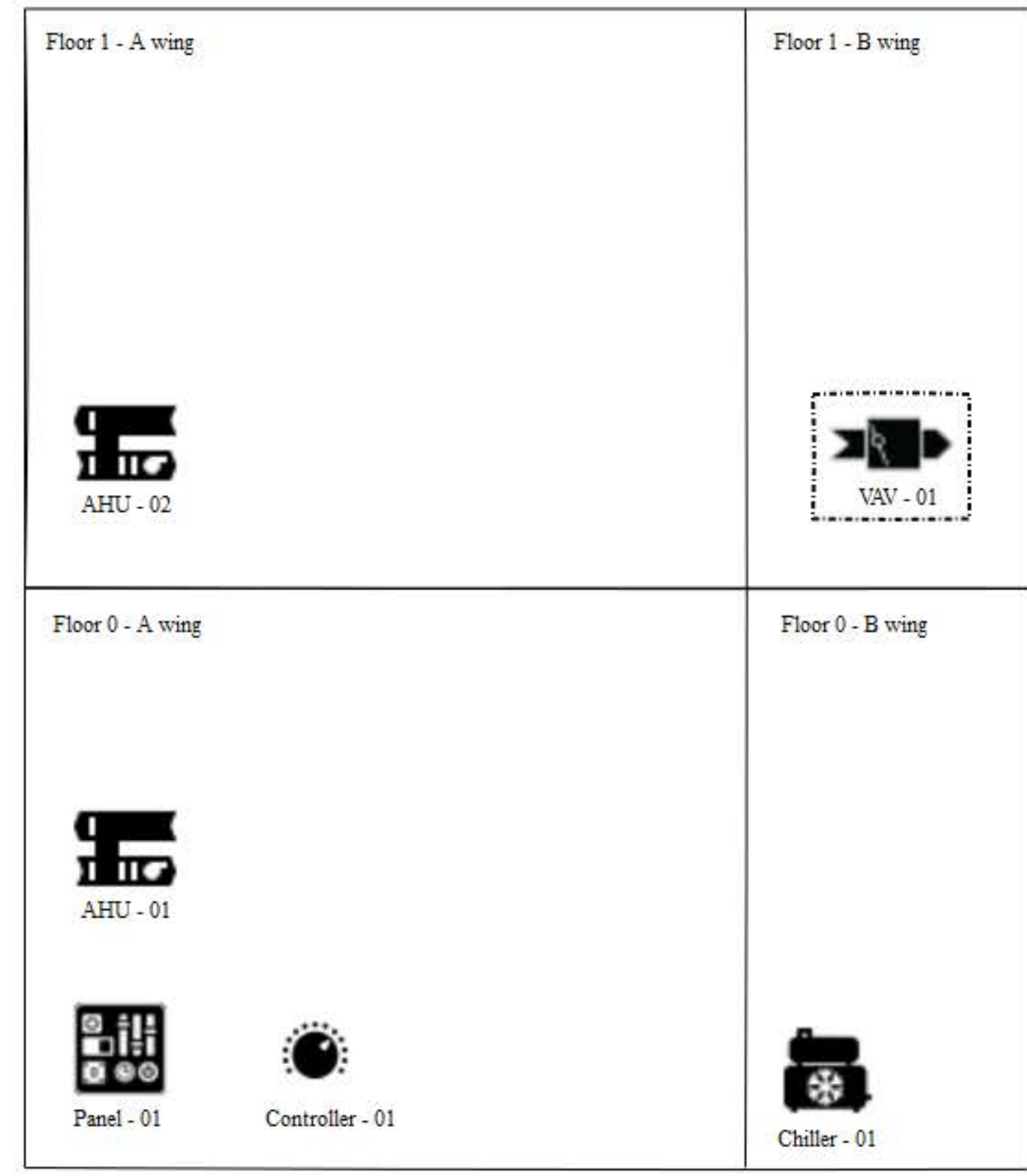
Project Name : Proj 001 Change

Reference Project: [Proje 009](#) [Proje 010](#) [Proje 011](#) Choose Other Open

Define Project Devices Design Units

-  Building
-  AHU
-  Chiller
-  Boiler
-  FCU
-  Unit Heater
-  VAV
-  Heat Exchng
-  Fin Tube R.
-  Panel
-  Controller

 Site Plan
 Sapphire
 Topaz
 Emerald



Unit Properties

Name and Location | Device Selection | Point Assignment

Name:

Master:

Slave:

Location

Floor:

Wing/Section:

Additional Notes

Apply Close

Structure Go

- ▼ Sapphire
- ▼ Floor 1
 - AHU - 02 Wing A
 - VAV - 01 Wing B
- ▼ Floor 0
 - AHU - 01 Wing A
 - Chiller - 01 Wing B
- > Topaz
- > Emerald

Export Expand All

Progress

Unit All Units

- Step - 1 ✓
- Step - 2 ✓
- Step - 3 25


- SOP Review
- Generate Drawing
- IL, APL, QB and TL

Save

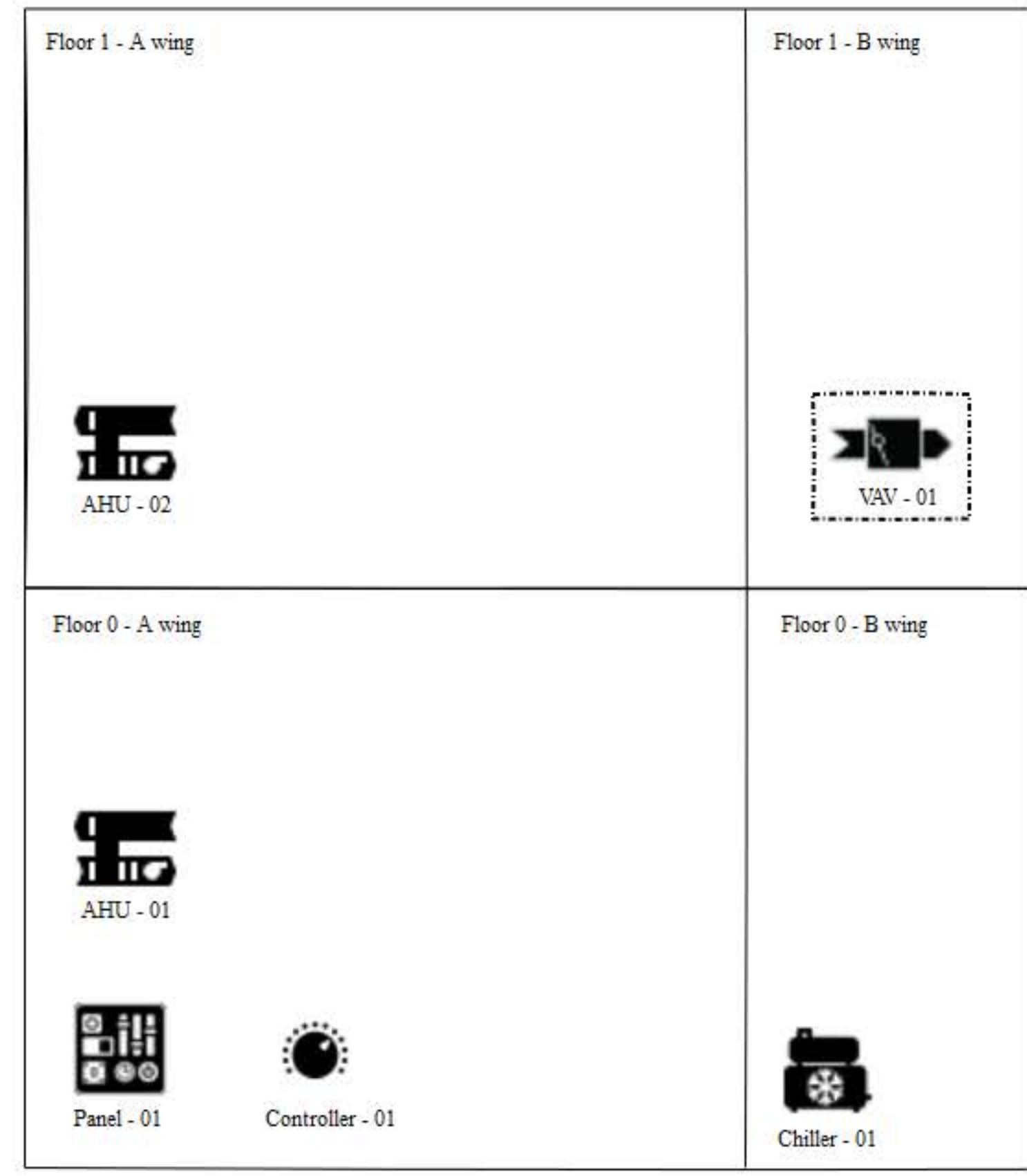
Project Name : Proj 001 Change

Reference Project: [Proje 009](#) [Proje 010](#) [Proje 011](#) Choose Other Open

Define Project Devices Design Units

-  Building
-  AHU
-  Chiller
-  Boiler
-  FCU
-  Unit Heater
-  VAV
-  Heat Exchng
-  Fin Tube R.
-  Panel
-  Controller

 Site Plan
 Sapphire
 Topaz
 Emerald



Unit Properties _ □ ×

Name and Location Equipment Selection Point Assignment

Assigned Equipments

	Qty	Name	Sub Part
<input checked="" type="checkbox"/>		Damper	2 Position Damper
<input type="checkbox"/>		Coil	Modulating Valve
<input type="checkbox"/>		Filter	Status (Switch)

Remove Add/Edit

All Equipments assigned

Apply Close

Structure Go

- 👁️ ▾ 🏠 Sapphire
- 👁️ ▾ 🏠 Floor 1
- 👁️ AHU - 02 Wing A
- 👁️ VAV - 01 Wing B
- 👁️ ▾ 🏠 Floor 0
- 👁️ AHU - 01 Wing A
- 👁️ Chiller - 01 Wing B
- 👁️ > 🏠 Topaz
- 👁️ > 🏠 Emerald

Export Expand All

Progress

Unit All Units

- Step - 1 ✓
- Step - 2 ✓
- Step - 3 25

SOP Review

Generate Drawing

IL, APL, QB and TL

Save

- AHU
- VAV
- Chiller
- Controller
- Panel

Project Name :

- Building
- AHU
- Chiller
- Boiler
- FCU
- Unit Heater
- VAV
- Heat Exchng
- Fin Tube R.
- Panel
- Controller

- Template 1
- Template 2
- Template 3

- VAV - 01
- VAV - 02
- VAV - 03

Location: Floor - 01, Wing B - Master

< Fan Damper Filter Coil >

VAV - 01 Equipment list

- Wing A
- Wing B
- Wing A
- Wing B
- Expand All

Save Done

Save

- AHU
- VAV
- Chiller
- Controller
- Panel

Project Name :

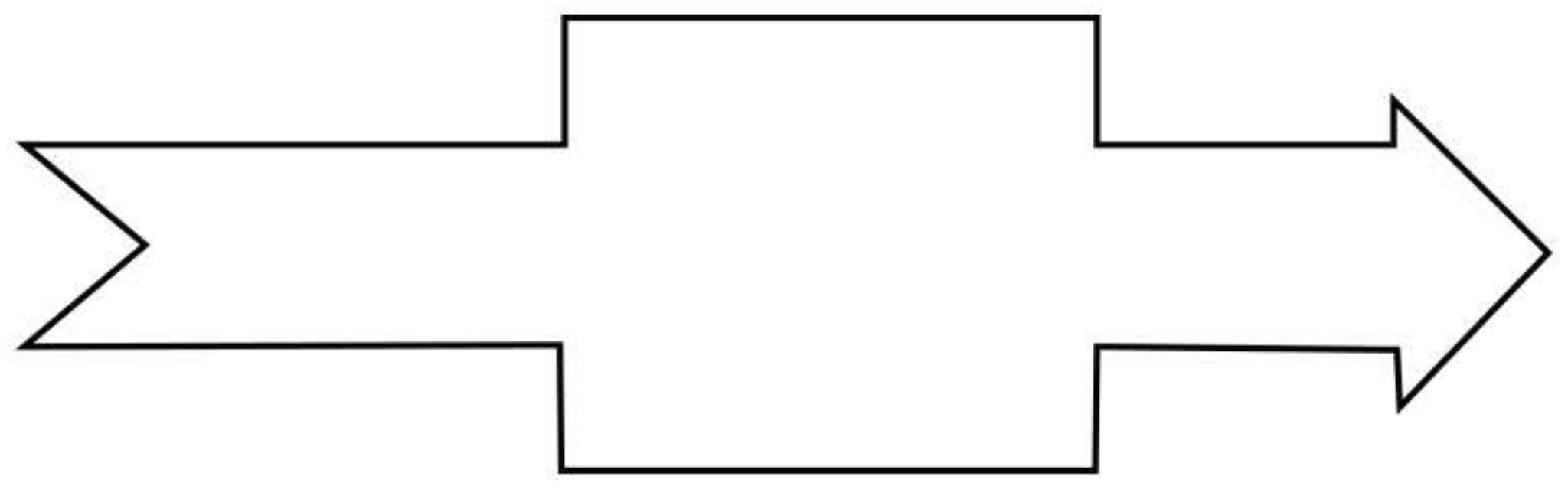
- Building
- AHU
- Chiller
- Boiler
- FCU
- Unit Heater
- VAV
- Heat Exchng
- Fin Tube R.
- Panel
- Controller

- Template 1
- Template 2
- Template 3

- VAV - 01
- VAV - 02
- VAV - 03

Location: Floor - 01, Wing B - Master

- Fan
- Damper
- Filter
- Coil



VAV - 01 Equipment list

- Wing A
- Wing B
- Wing A
- Wing B
- Expand All

Save Done

Save

Project Name :

Building

AHU

Chiller

Boiler

FCU

Unit Heater

VAV

Heat Exchng

Fin Tube R.

Panel

Controller

Template 1

Template 2

Template 3

Fan Damper Filter Coil

Pre Heating

Gas Burner/Electric

Stages

Signal SCR

Water

2 Position Valve

Modulating Valve

Water Temperature Monitoring?

Steam

1/3, 2/3 Valve

Modulating Valve

Cooling

DX Cooling

Stages

Signal

Water

2 Position Valve

Modulating Valve

Water Temperature Monitoring?

Freeze Protection Pump

Heating

Gas Burner/Electric

Stages

Signal SCR

Water

2 Position Valve

Modulating Valve

Steam

1/3, 2/3 Valve

Modulating Valve

Humidifier

Steam

2 Position Valve (Enable)

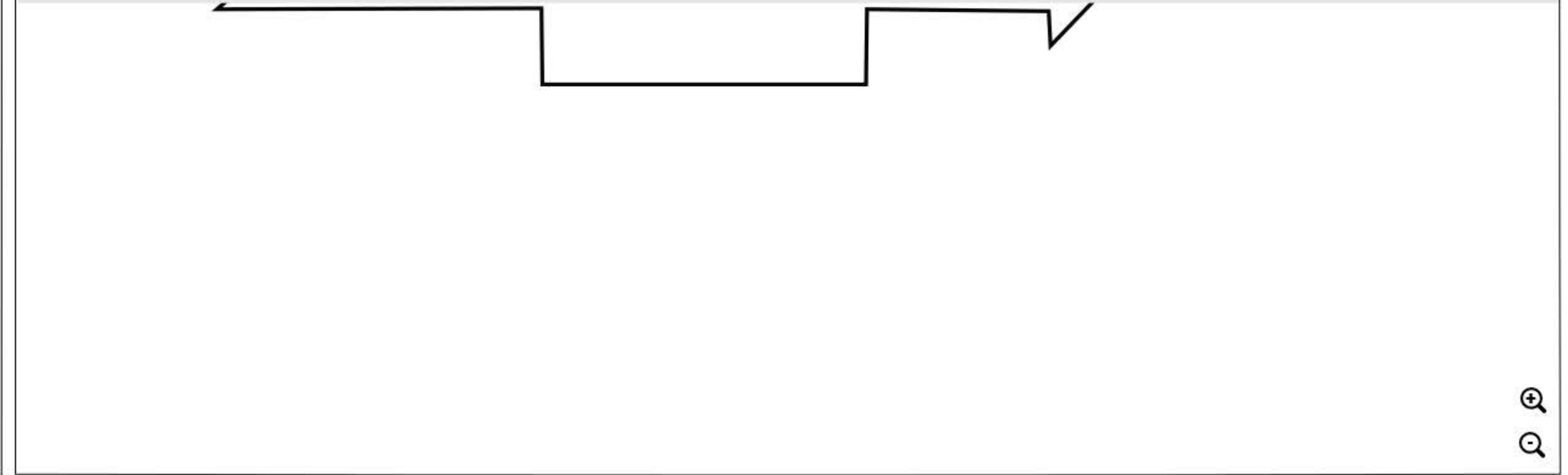
Modulating Valve

Signal

Enable

Modulating

Reset Add Done



VAV - 01 Equipment list

Wing A

Wing B

Wing A

Wing B

Expand All

Project Name :

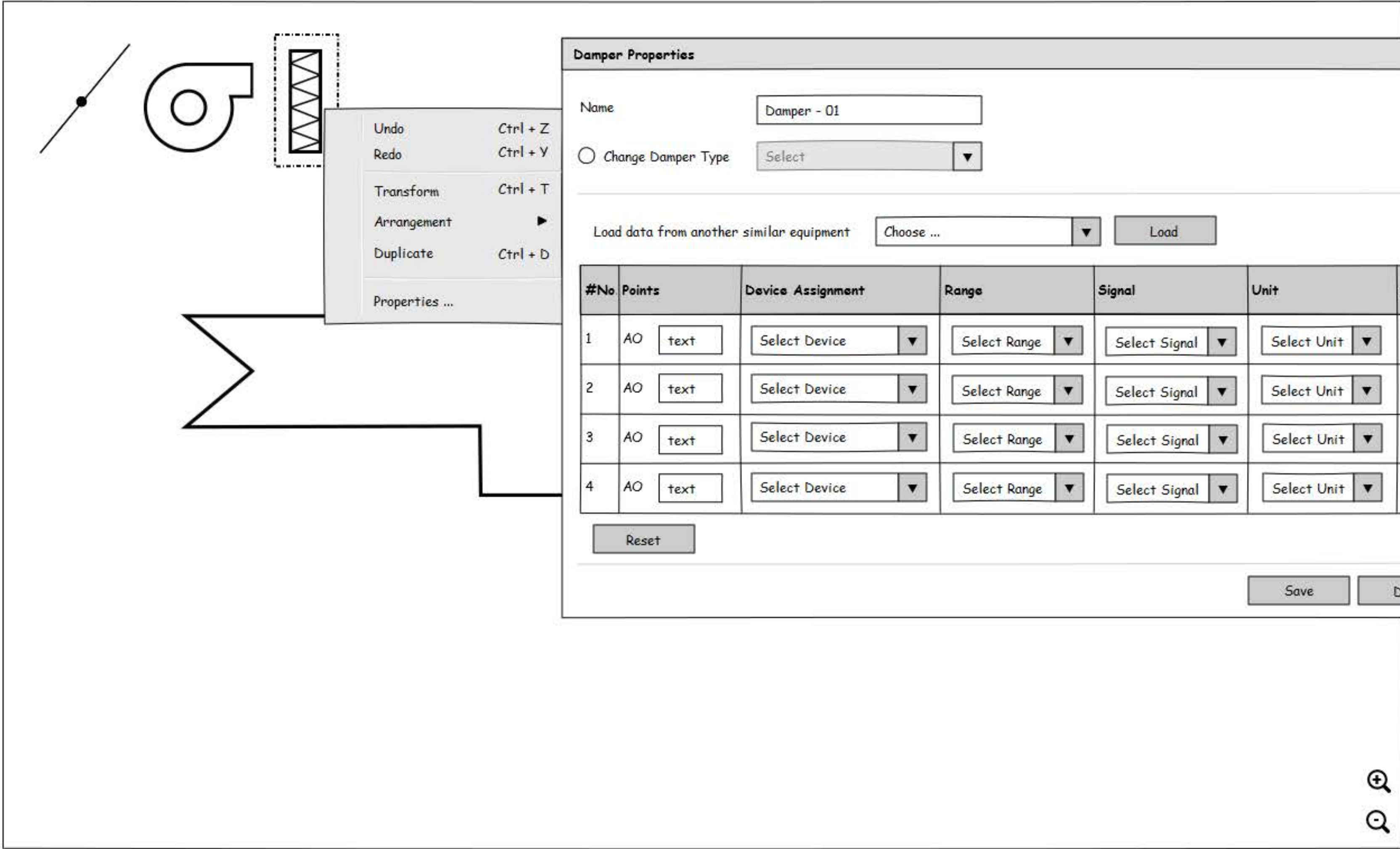
- Building
- AHU
- Chiller
- Boiler
- FCU
- Unit Heater
- VAV
- Heat Exchng
- Fin Tube R.
- Panel
- Controller

- Template 1
- Template 2
- Template 3

VAV - 01 VAV - 02 VAV - 03

Location: Floor - 01, Wing B - Master

Fan
 Damper
 Filter
 Coil



VAV - 01 Equipment list

- ulating Damper [Edit](#)
- solation Damper and ulating Actuator [Edit](#)
- (Switch) [Edit](#)

Damper Properties

Name:

Change Damper Type:

Load data from another similar equipment:

#No	Points	Device Assignment	Range	Signal	Unit	Power Supply
1	AO <input type="text" value="text"/>	<input type="text" value="Select Device"/>	<input type="text" value="Select Range"/>	<input type="text" value="Select Signal"/>	<input type="text" value="Select Unit"/>	<input type="text" value="Select PS"/>
2	AO <input type="text" value="text"/>	<input type="text" value="Select Device"/>	<input type="text" value="Select Range"/>	<input type="text" value="Select Signal"/>	<input type="text" value="Select Unit"/>	<input type="text" value="Select PS"/>
3	AO <input type="text" value="text"/>	<input type="text" value="Select Device"/>	<input type="text" value="Select Range"/>	<input type="text" value="Select Signal"/>	<input type="text" value="Select Unit"/>	<input type="text" value="Select PS"/>
4	AO <input type="text" value="text"/>	<input type="text" value="Select Device"/>	<input type="text" value="Select Range"/>	<input type="text" value="Select Signal"/>	<input type="text" value="Select Unit"/>	<input type="text" value="Select PS"/>

- Wing A
- Wing B
- Wing A
- Wing B
- Expand All

AHU VAV Chiller Controller Panel

Project Name :

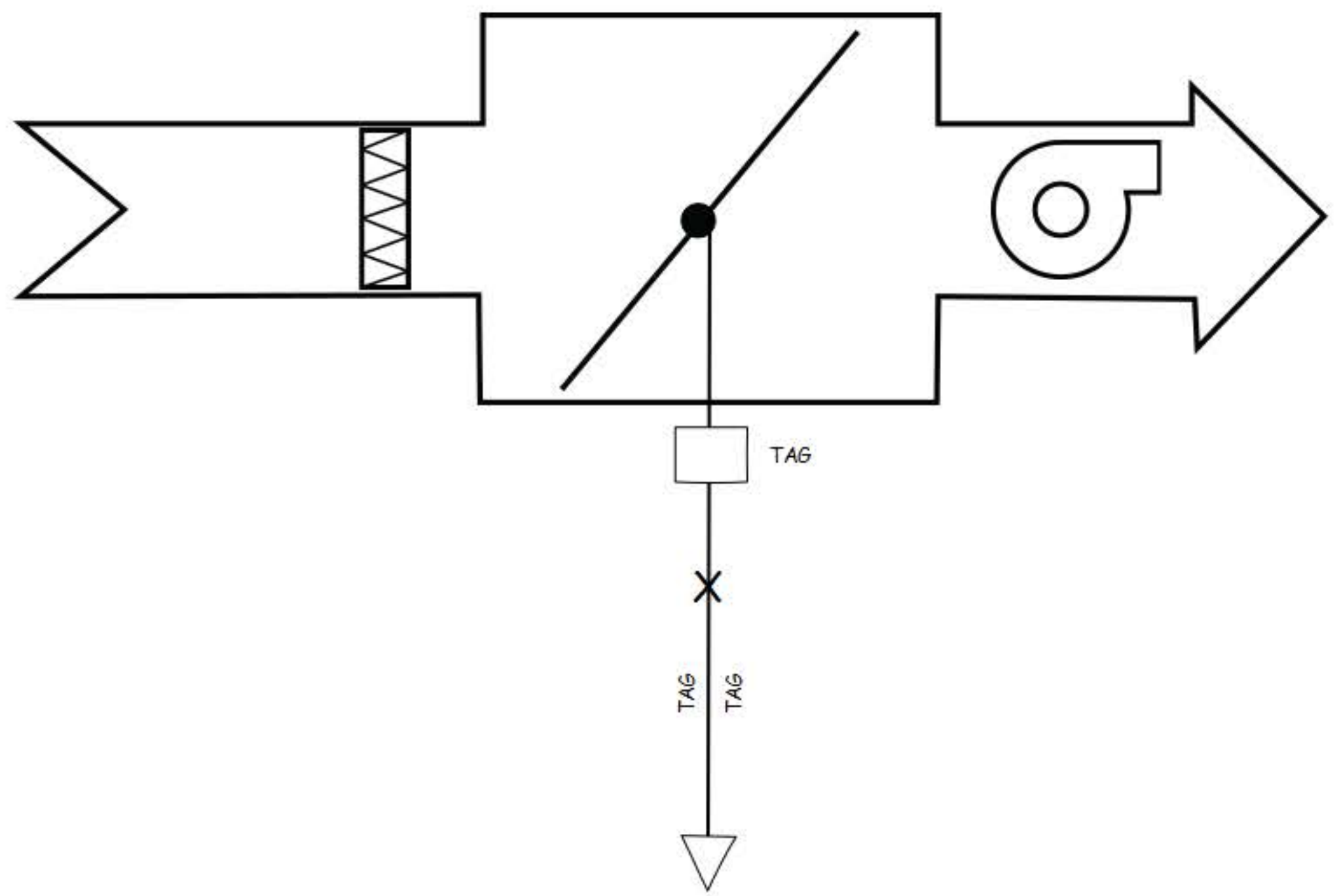
- Building
- AHU
- Chiller
- Boiler
- FCU
- Unit Heater
- VAV
- Heat Exchng
- Fin Tube R.
- Panel
- Controller

- Template 1
- Template 2
- Template 3

VAV - 01 VAV - 02 VAV - 03

Location: Floor - 01, Wing B - Master

< Fan Damper Filter Coil >



VAV - 01 Equipment list

- 1) Damper [Edit](#)
Outsider Air Modulating Damper
- 2) Fan [Edit](#)
Supply Fan with Isolation Damper and Downstream Modulating Actuator
- 3) Filter [Edit](#)
Final Filter Status (Switch)

- Wing A
- Wing B
- Wing A
- Wing B
- Expand All

Save Done



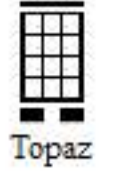
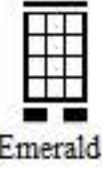
Save

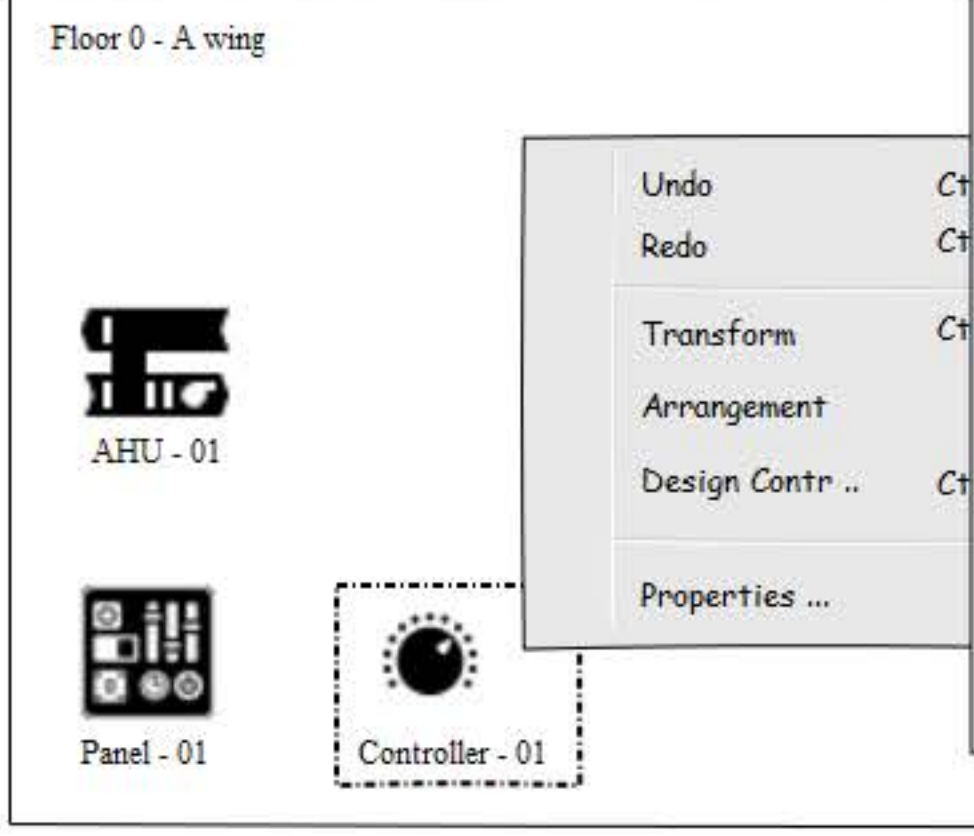

Project Name : Proj 001 Change

Reference Project: [Proje 009](#) [Proje 010](#) [Proje 011](#) Choose Other Open

Define Project Devices Design Units

-  Building
-  AHU
-  Chiller
-  Boiler
-  FCU
-  Unit Heater
-  VAV
-  Heat Exchng
-  Fin Tube R.
-  Panel
-  Controller

 Site Plan
  Sapphire
  Topaz
  Emerald



- Undo Ct
- Redo Ct
- Transform Ct
- Arrangement Ct
- Design Contr .. Ct
- Properties ...

Unit Properties

Name and Location | Configuration

Name:

Location

Floor: Wing/Section:

Associated Units

X

Add

Associated Panel:

Additional Notes

Configuration Completed

Apply Close

Structure Go

- ▼ Sapphire
- ▼ Floor 1
 - AHU - 02 Wing A
 - VAV - 01 Wing B
- ▼ Floor 0
 - AHU - 01 Wing A
 - Chiller - 01 Wing B
- > Topaz
- > Emerald

Export Expand All

Progress

Unit All Units

- Step - 1 ✓
- Step - 2 ✓
- Step - 3 25

SOP Review

Generate Drawing

IL, APL, QB and TL

Project Name : Proj 001 Change

Reference Project: [Proje 009](#) [Proje 010](#) [Proje 011](#) Choose Other Open

Define Project Devices Design Units

- Building
- AHU
- Chiller
- Boiler
- FCU
- Unit Heater
- VAV
- Heat Exchng
- Fin Tube R.
- Panel
- Controller

Site Plan
 Sapphire
 Topaz
 Emerald

Unit Properties _ □ ×

Name and Location Configuration

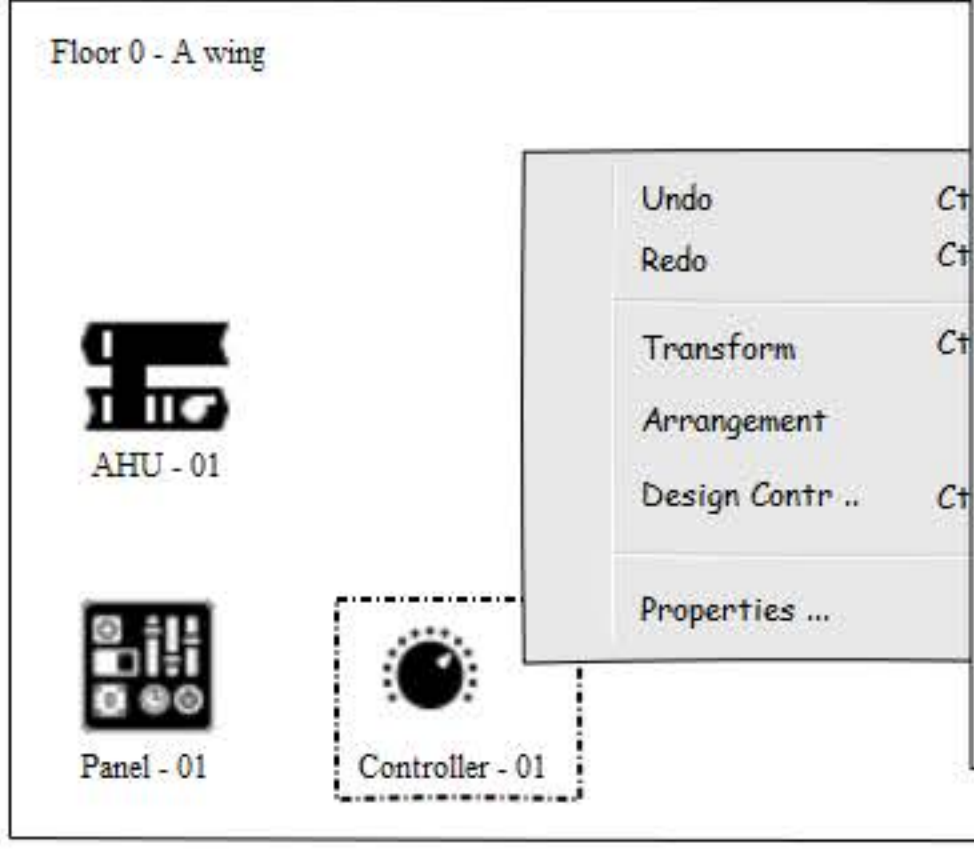

Controller Family CPO ▾

Controller Type CP-IPC ▾

Design Controller

Configuration Completed

Apply Close



- Undo Ct
- Redo Ct
- Transform Ct
- Arrangement
- Design Contr ... Ct
- Properties ...

Structure Search Go

- ▾ Sapphire
- ▾ Floor 1
 - AHU - 02 Wing A
 - VAV - 01 Wing B
- ▾ Floor 0
 - AHU - 01 Wing A
 - Chiller - 01 Wing B
- > Topaz
- > Emerald

Export Expand All

Progress

Unit All Units

- Step - 1 ✓
- Step - 2 ✓
- Step - 3 25

SOP Review

Generate Drawing

IL, APL, QB and TL

Save

AHU VAV Chiller **Controller** Panel

CP - 01 CP - 02 CP - 03

Location: Floor - 0, Wing A

Associated Units: [AHU - 01](#) [Chiller - 01](#)

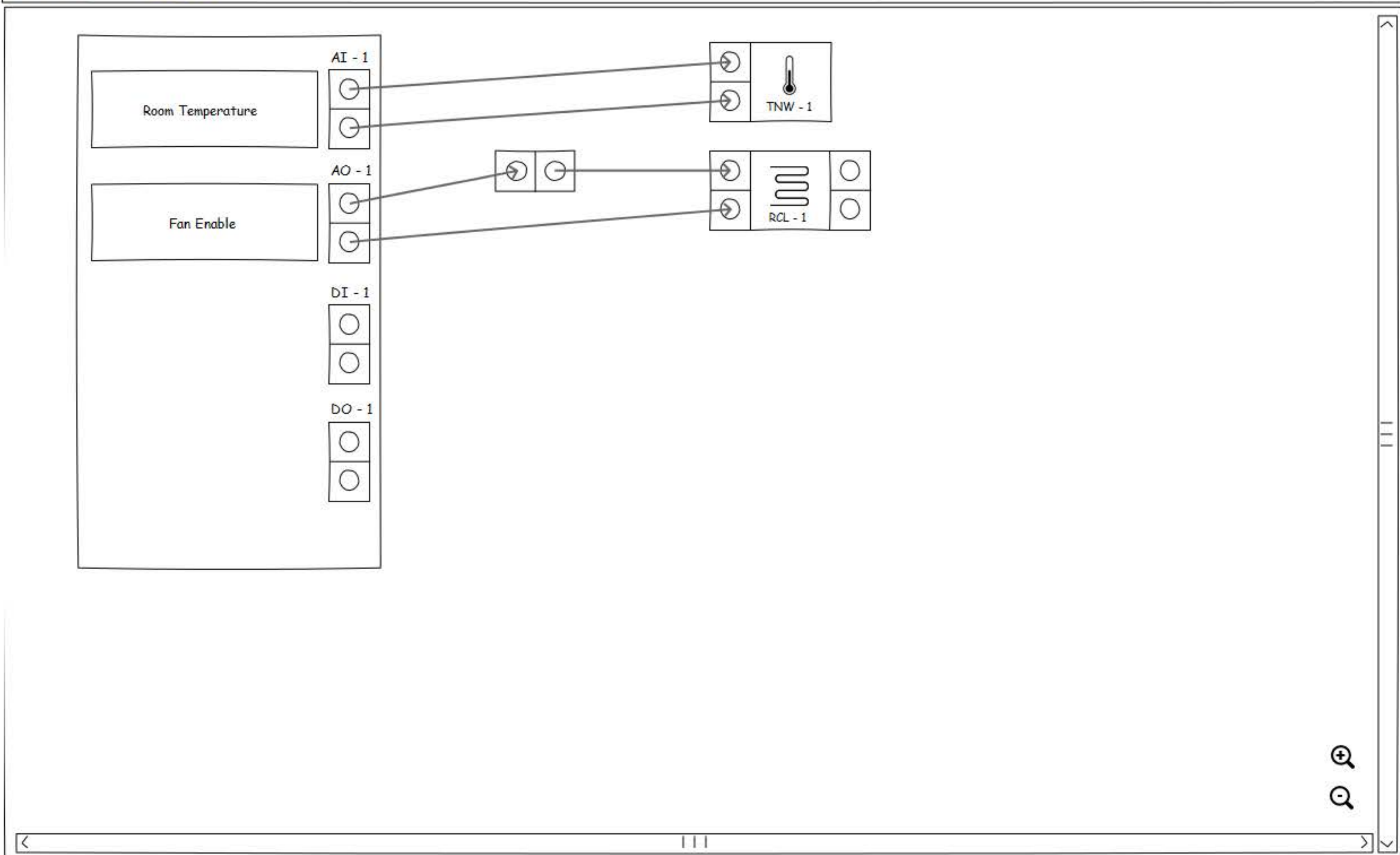
Controller Family: CPO

Associated Panel: [Panel - 01](#)

Controller Type: CP-IPC

- Building
- AHU
- Chiller
- Boiler
- FCU
- Unit Heater
- VAV
- Heat Exchng
- Fin Tube R.
- Panel
- Controller

- CP-EXPIO
- CP-DIO
- XFR432
- XFR435



Point Count Calculation

	AI	AO	DI	DO
Unit Pt. Count	12	9	22	13
Controller Pt. Count	0	0	0	0
Reqd. Points	12	9	22	13

Device Compatibility Details

AI	2-10 VDC; NTC 20K; 4-20 mA; 0-10 VDC
AO	2-10 VDC
DI	Dry Contact
DO	Dry Contact

- Wing A
- Wing B
- Wing A
- Wing B
- Expand All

Save Done

Save

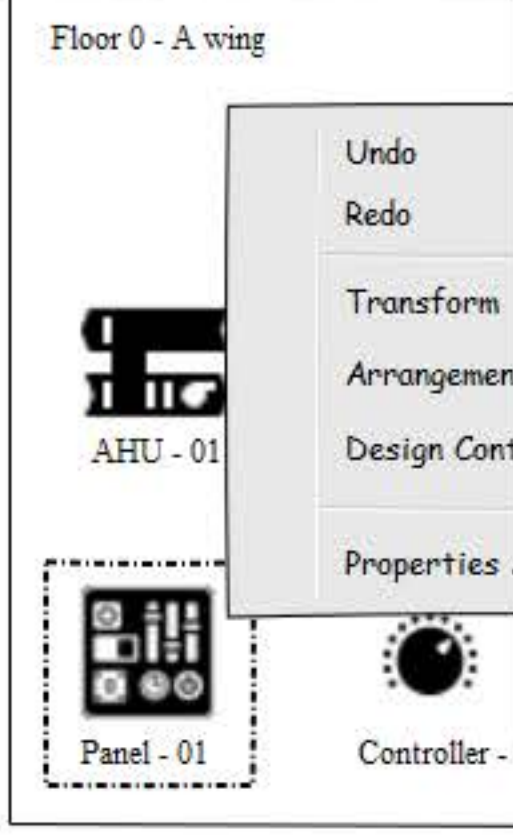

Project Name : Proj 001 Change

Reference Project: [Proje 009](#) [Proje 010](#) [Proje 011](#) Choose Other Open

Define Project Devices Design Units

- Building
- AHU
- Chiller
- Boiler
- FCU
- Unit Heater
- VAV
- Heat Exchng
- Fin Tube R.
- Panel
- Controller

Site Plan Sapphire



Unit Properties

Name:

Location

Floor: Wing/Section:

Associated Controllers: [Controller - 01](#) [Controller - 02](#)

Power Supply Sizing

Unit Tag	Controller Tag	Type	Part Nos	Rating (VA/mA)	Input
EF-1	CPS-1	Controller	CP-SPC	7.00	24 VAC
EF-1	CPS-1	Controller	MS8120A1205	40.00	24 VAC
EF-1	CPS-1	Controller	CP-SPC	7.00	24 VAC

Design Panel

Additional Notes

text

Configuration Completed

Apply Close

- Undo
- Redo
- Transform
- Arrangemen
- Design Cont
- Properties

Structure Go

- ▼ Sapphire
- ▼ Floor 1
- AHU - 02 Wing A
- VAV - 01 Wing B
- ▼ Floor 0
- AHU - 01 Wing A
- Chiller - 01 Wing B
- > Topaz
- > Emerald

Export Expand All

Progress

Unit All Units

- Step - 1 ✓
- Step - 2 ✓
- Step - 3 25

- SOP Review
- Generate Drawing
- IL, APL, QB and TL

Save

Project Name :

- AHU
- VAV
- Chiller
- Controller
- Panel**

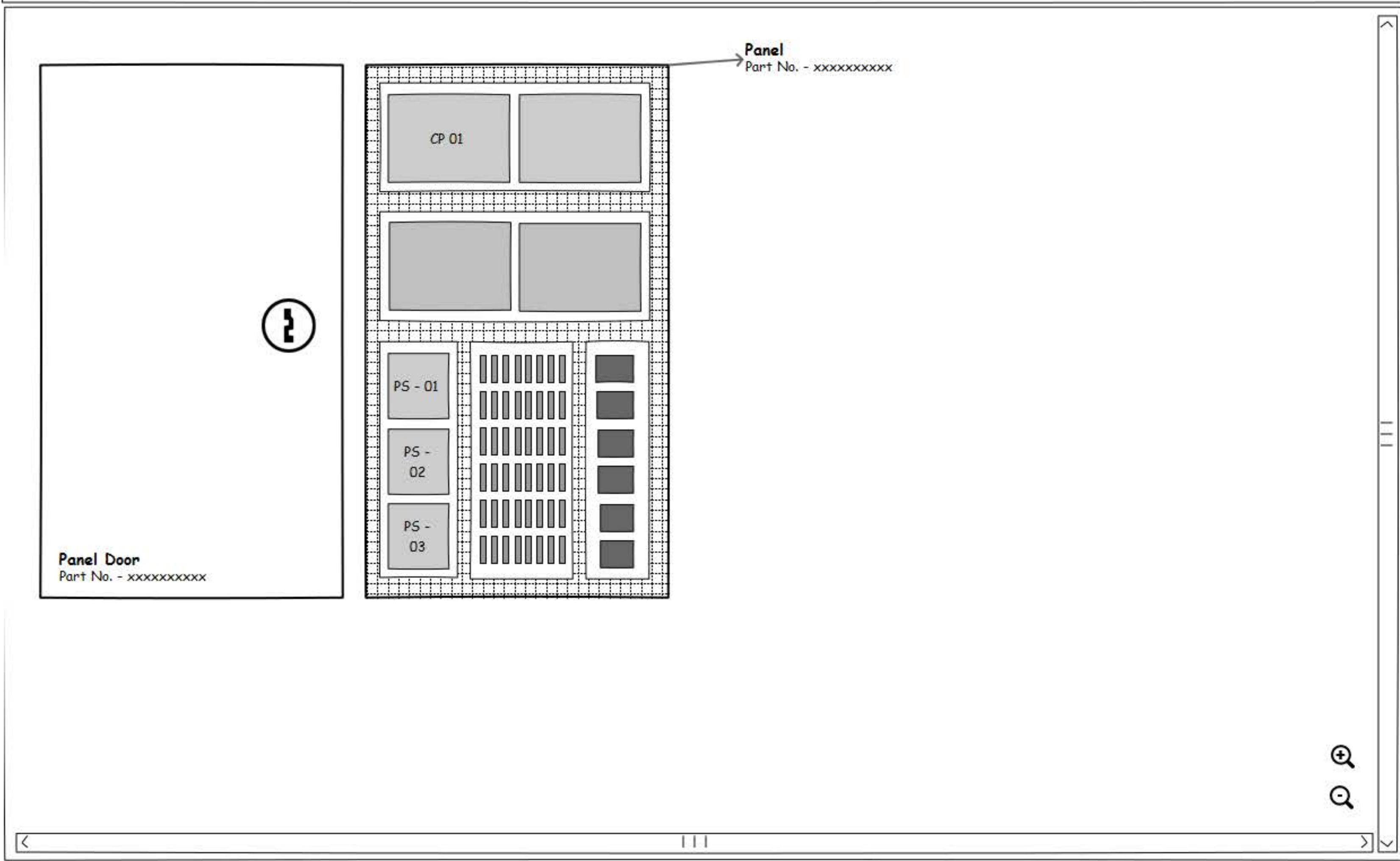
Panel - 01 Panel - 02

Location: Floor - 0, Wing A

Associated Controllers: [Controller - 01](#) [Controller - 02](#)

- Building
- AHU
- Chiller
- Boiler
- FCU
- Unit Heater
- VAV
- Heat Exchng
- Fin Tube R.
- Panel
- Controller

- Size 14
- Size 16
- Size 18**



Panel Components

Items	Count
Controllers	2
Power Supply	2
Terminal Box	1
IO Modules	48

- Wing A
- Wing B
- Wing A
- Wing B
- Expand All

Save Done

Save